



Special Devices SD



Parallel Mechanical Traffic Controller



Automated Side Guide Adjustment



Perpendicular Mechanical Traffic Controller



Centering Device

AP
TR
MS2
MM3
ML2
MX2
MT2
MR2
MF2
MG
MB
MA
DS2
DM3
DL2
DX2
DG
DB
DA
SD
SE
TL
IM
MM

Please consult MODU representative for further information and assistance.

Units: Dimension (mm)

Special Devices SD

Perpendicular Mechanical Traffic Controller

Application:

- Product flow control / merging

Applicable Series:

- All MODU series

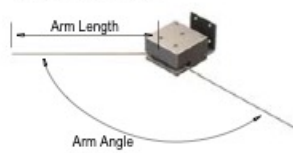
Standard Arm Length:

- 300mm, 350mm & 400mm

Standard Arm Angle:

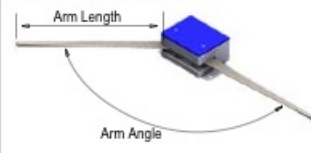
- 180°, 90°, 135° L/R.

***Light weight**

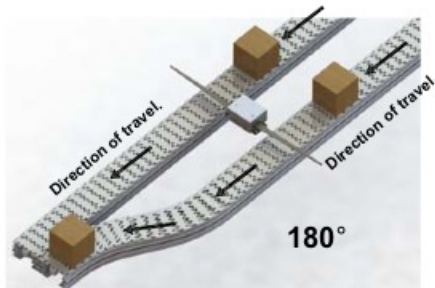


- Applicable for product weight 50g to 2kg.

***Medium weight**



- Applicable for product weight 2kg to 70kg.

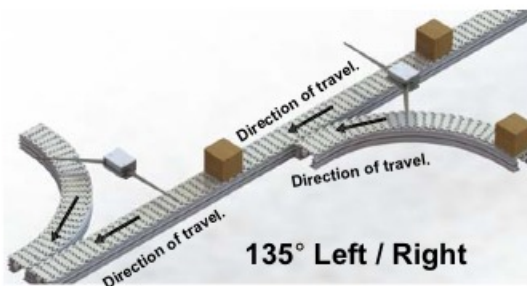


180° Configuration

- L= Light weight
- M= Medium weight

Item Code	Supply
SD PPTC A180 L L300	1 Unit
SD PPTC A180 M L300	1 Unit

Please specify arm length, angle and type weight when placing an order.

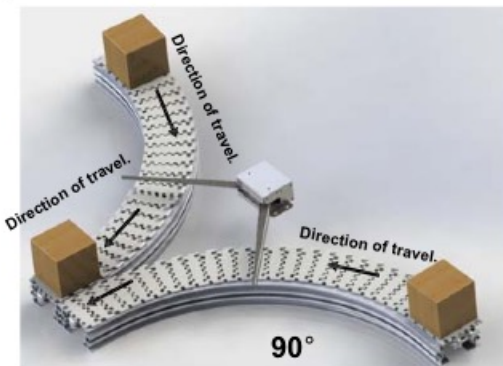


135° L / R Configuration

- L= Light weight
- M= Medium weight

Item Code	Supply
SD PPTC A135-L L L300	1 Unit
SD PPTC A135-R L L300	1 Unit
SD PPTC A135-L M L300	1 Unit
SD PPTC A135-R M L300	1 Unit

Please specify arm length, angle and type weight when placing an order.



90° Configuration

- L= Light weight
- M= Medium weight

Item Code	Supply
SD PPTC A90 L L300	1 Unit
SD PPTC A90 M L300	1 Unit

Please specify arm length, angle and type weight when placing an order.

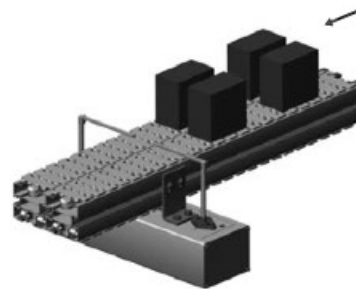
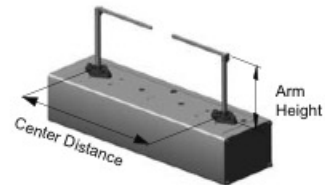
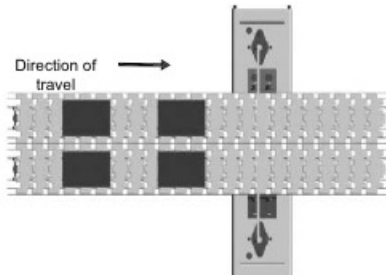
Customized configuration available upon request. Please consult MODU System representative for further information.

Please consult MODU representative for further information and assistance.

Units: Dimension (mm)

Special Devices SD

Parallel Mechanical Traffic Controller



Application:

- Product flow control / merging

Standard Arm Height:

- 100mm , 150mm & 200mm

Standard Center Distance:

- 245mm , 320mm, 545mm & 850mm

Applicable Series:

- All MODU series

Part No.

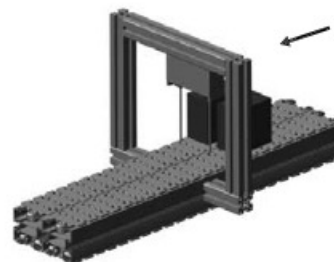
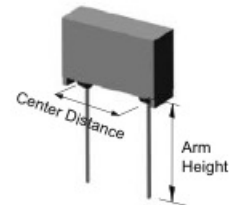
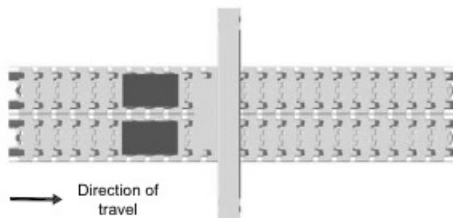
SD PRTC H100/150/200 C245/320/545/850

Example: PRTC H150 C320

(Arm height: 150mm; center distance: 320)

Customized configuration available upon request. Please consult MODU System representative for further information.

Vertical Mechanical Traffic Controller



Application:

- Product flow control / merging

Standard Arm Height:

- 100mm , 150mm & 200mm

Standard Center Distance:

- 65mm, 85mm, 145mm & 225mm

Applicable Series:

- All MODU series

Part No.

SD VTC H100/150/200 C65/85/145/225

Example: SD VTC H100 C145

(Arm height: 100mm; Center distance: 145mm)

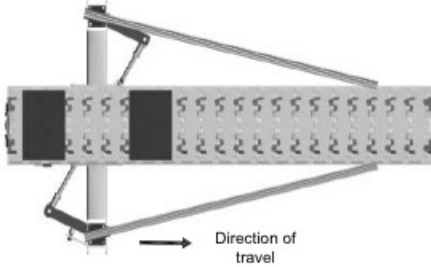
Customized configuration available upon request. Please consult MODU System representative for further information.

Please consult MODU representative for further information and assistance.

Units: Dimension (mm)

Special Devices SD

Centering Device




Application:
- Helps to position products at the center of the conveyor.

Standard Arm Height:
- 100mm , 150mm & 200mm

Applicable Series:
- All MODU series

Series	Part No.
MS2	SD MS2 CD H100/150/200
MM3	SD MM3 CD H100/150/200
ML2	SD ML2 CD H100/150/200
MX2	SD MX2 CD H100/150/200

Example: SD MS2 CD H200
(Arm height: 200mm; conveyor series: MS2)



Customized configuration available upon request. Please consult MODU System representative for further information.